



Teacher's page

Fun lesson plans from Learn Hot English

What's the UK's favourite sandwich?

Level: Pre-Intermediate (A2) to Intermediate (B1)

Audio: Yes

In this fun lesson, your students will talk about sandwiches. This practical class will get your students using lots of useful language and all the essential skills: speaking, listening, reading and writing. Here are some ideas for doing it in class. Good luck!



1 Warm-up

Make a sandwich – scroll down for the student pages

On the board or on a piece of paper, write up the list of ingredients below. Students then think of a sandwich to make with as many of the ingredients as they like. Tell them to imagine that they can use any type of bread that they want. When students are ready, they can describe their sandwiches to the rest of the class.

Video

Show this video on how to make a quick breakfast sandwich. Students watch it and make notes. Then, they try to explain how to make one of the sandwiches.

<https://www.youtube.com/watch?v=hY-erOhXH7M>

2 Lesson activities

Go through the activities for the lesson on the sheet: the Pre-reading, Reading I and Reading II activities. You could do this lesson as a *listening* activity. In order to do this, tell your students to turn over the sheet so they can't see the text as they do the exercises. For the first listening, play it once through without stopping.

If your students' listening level is low, stop the recording after each paragraph and check their understanding.

After finishing that, and if you've done this as a listening activity (not a reading), let your students read the text as you play the recording again. This is good for developing their listening skills as they can see the connection between the written and spoken language.

If you do this as a reading activity, you could assign a paragraph to different students. Then, in pairs or small groups, get them to explain what their assigned food item consists of.



3 Follow-up activities

Retell it!

Assign a paragraph (or paragraphs) to each student. Students have a minute or two to try to remember the text. When they're ready, students try to recount the information, using as much of the language as possible. This works well in pairs, with you monitoring the language.

Sandwich fun

In pairs or individually, students invent a new sandwich. They think of the ingredients, a name for it, a design for it, packaging for it, a target market, an advert, a poster for it... When they're ready, they present their sandwich to the class. Other students ask questions and then vote on the best one.


Investigation!

Students find out about a famous sandwich: who invented it, when it was invented, why it was invented, how it's made, etc. Then, they present the information to the class, using notes. Other students ask questions and then vote on the best one.

Bread!

Students find out how to make bread. Then, they give a short presentation on the process, using a recipe they could find online.





Student's page

What's the UK's favourite sandwich?

Level: Pre Intermediate (A2) to Intermediate (B1)

1 Warm-up

Make a sandwich

Think of a sandwich to make with as many of the ingredients as you can. Imagine that you can use any type of bread you want. Give your sandwich a name, and say you're target market is. When you're ready, describe your sandwich to the rest of the class. Explain why it's so good, healthy, tasty... Other students will listen and vote on the best one.

Lettuce, tomato, bacon, sausage, ham, avocado, cheese, feta cheese, smoked salmon, cream cheese, apple, banana, peanut butter, butter, margarine, tuna fish, mayonnaise, pesto, egg, chicken, beef, mustard, pickles, prawns, crisps, chips...
Other?



Objective To learn some words to talk about food.

Think about it What's your favourite type of sandwich? Which sandwiches are popular in your country? When do you eat sandwiches?

Exams This reading and listening activity will help prepare you for English exams such as KET and TOEFL.

READ & LISTEN II

TRACK 3: US MAN & ENGLISHWOMAN

IT'S DELICIOUS!



John Montagu



John Montagu, the 4th Earl of Sandwich, invented the sandwich in 1762. At the time, he was playing a game of cards and didn't want to leave the table. So, he asked a servant to bring him a piece of beef between two slices of bread.

Answers on page 44

1 Pre-reading

Match the words (1 to 6) to the pictures (a-f).

1. Egg
2. Cucumber
3. Lettuce
4. Tomato
5. Prawn
6. Crisps



2 Reading I

This article is about sandwiches. Think of as many types as you can in just two minutes. Then, read the article once. Were any of your sandwich ideas mentioned?

3 Reading II

Read the article again. Then, answer the questions.

1. Who likes toasted cheese and ham sandwiches?
2. When does Gordon like to eat cucumber sandwiches?
3. What does Laura like for lunch?
4. What does Luke sometimes have for dinner?
5. What does Bailey really like?
6. What does Daniel often have as a mid-morning snack?

WHAT'S THE UK'S FAVOURITE SANDWICH?

The sandwich was invented 250 years ago, but it's still as popular today as it's ever been. A recent survey by the British Sandwich Association (BSA) found that the UK's most popular filling is chicken. We asked a few people about their favourite sandwiches.

"My favourites are toasted ham and cheese sandwiches, tuna and mayonnaise ones, or ones with tuna and egg."

Karl Waistley, 27

"I love chicken sandwiches with a bit of pesto. I sometimes get one for lunch."

"I really like egg and mayonnaise, or cucumber sandwiches. They're great in the summer."

"I love chicken curry sandwiches. You can get them from my local delicatessen."

"For lunch, I often have a beef or ham and

mustard sandwich, or a ploughman's lunch with lettuce, mature cheese and tangy pickle. Mmm... delicious!"

Laura Bakewell, 26

"For me, there's nothing better than a BLT. I sometimes have one for dinner. Bacon sarnies are also great in the morning, especially with brown sauce."

Luke Smithers, 29

"I love club sandwiches or ones with prawn mayonnaise. I often get a sandwich for breakfast. I much prefer them to croissants or muffins."

Megan Bryers, 32

"If I'm feeling hungry during the day, I'll make a sandwich with peanut butter, tomato, lettuce and mayonnaise. Or peanut butter and jam. Or peanut butter with lots of butter. As you might have guessed, I love peanut butter!"

Bailey Jones, 21

"I know this is really unhealthy, but I love crisp sandwiches, especially

vinegar-flavoured crisps. I often have one if I'm feeling hungry mid-morning or later in the afternoon."

Daniel Smith, 31

Feeling hungry? ☺

GLOSSARY

- a filling** *n*
food that goes inside other food: chicken in a sandwich, for example
- ham** *n*
cured (specially-treated) meat from a pig
- tuna** *n*
a type of fish. The meat from it is often sold in tins (small metal containers)
- pesto** *n*
a type of sauce for pasta made from basil (a green herb) and other ingredients
- a delicatessen** *n*
a shop that sells high quality cheese, cold meat, etc. from other countries
- beef** *n*
meat from a cow
- mustard** *n*
a strong yellow sauce
- a ploughman's lunch** *n*
a type of lunch that consists of cheese, tomato, lettuce and pickle (see other entry)
- tangy** *adj*
a "tangy" flavour is sharp (like lemon juice, for example)
- pickle** *n*
a cold spicy sauce with pieces of vegetables and fruit in it
- a BLT** *abbr*
a bacon, lettuce and tomato sandwich
- a sarnie** *n* *inform*
a sandwich
- brown sauce** *n*
a type of spicy, brown-coloured sauce
- a club sandwich** *n*
a sandwich with three slices of bread and two layers of meat with some lettuce, tomato and mayonnaise
- a muffin** *n*
a small, round, sweet cake
- to guess** *v*
if you "guess" the answer to something, you imagine what it is